

### LJJAS-500 CNC Corner Connector Cutting Saw



Input voltage : 380V 50Hz  
Motor power : 3.0Kw  
Motor rotary speed : 2800r/min  
Air pressure : 0.5-0.8MPa

Auto feeding length : 5-500mm  
Cutting width × height : 135 × 300mm  
Saw blade specification : Φ450 × Φ30mm  
Overall dimension : 2340 × 1400 × 1200mm

### LXD-250 Auto End-milling Machine



Input voltage : 380V 50Hz  
Motor power : 3 × 2.2Kw  
Motor rotary speed : 2800r/min  
Air pressure : 0.5-0.8MPa  
Max open tenon : 40mm

Cutter adjustment : 0-85mm  
Blade specification : Φ250mm  
Worktable journey : 0-1050mm  
Overall dimension : 2240 × 970 × 1670mm

### LMB-180B Heavy Duty Corner Crimping Machine



Input voltage : 380V 50Hz  
Rating power : 3.0Kw  
Rating oil pressure : 20MPa  
Air pressure : 0.5-0.8MPa  
Profile height : 180mm

Profile width : 100mm  
Capability of oil box : 60L  
Corner crimping casing movement journey : 0-100mm  
Overall dimension : 2000 × 1180 × 1200mm

### LJJB-450×100 Corner Connector Cutting Saw



Input voltage : 380V 50Hz  
Motor power : 2.2Kw  
Motor rotary speed : 2800r/min  
Air pressure : 0.5-0.8MPa

Auto feeding length : 5-120mm  
Cutting width × height : 120 × 200mm  
Saw blade specification : Φ450 × Φ30mm  
Overall dimension : 1240 × 1300 × 1300mm

### LXDA-200 Auto End-milling Machine



Input voltage : 380V 50Hz  
Motor power : 1.5Kw  
Motor rotary speed : 2800r/min  
Air pressure : 0.6-0.8MPa  
Saw Blade specification :

(Φ200-Φ110) × Φ32mm  
Open tenon(H × W) : 70 × 45mm  
Feeding journey of worktable : 0-320mm  
Overall dimension : 850 × 740 × 1500mm

### LMB-120B Corner Crimping Machine



Input voltage : 380V 50Hz  
Rating power : 2.2Kw  
Rating oil pressure : 16MPa  
Air pressure : 0.5-0.8MPa  
Profile height : 120mm

Profile width : 100mm  
Capability of oil box : 30L  
Corner crimping casing movement journey : 0-85mm  
Overall dimension : 1150 × 1100 × 1300mm

### HN-9235 Glass Straight-Line Edging Machine



Input voltage : 380V 50Hz  
Total power : 19.75Kw  
Min.Glass size : 80 × 80mm  
Max.Glass size : 3000 × 3000mm  
Glass thickness : 3-25mm  
Glass transmission speed : 0.7-7m/min  
Bench height : 750mm  
Overall dimension : 6800 × 1000 × 2500mm

### HNB-261 Glass Straight-Line Beveling Machine



Input voltage : 380V 50Hz  
Total power : 21Kw  
Bevel angle : 3° -25°  
Min.Glass size : 80 × 80mm  
Max.Glass size : 3000 × 3000mm  
Glass thickness : 3-25mm  
Glass transmission speed : 0.7-3.5m/min  
Bench height : 750mm  
Overall dimension : 7000 × 1200 × 2500mm

### HN-1320NW Glass Special Shape Grinding Machine



Input voltage : 380V 50Hz  
Total power : 3.0Kw  
Glass thickness : 3-25mm  
Bevel angle : 0-15°  
Transmission speed : 0.5-2.5m/min  
Swing diameter : 130-2100mm  
Overall dimension : 1100 × 1300 × 1600mm

### HN-0896ZK Glass Drilling Machine



Input voltage : 380V 50Hz  
Total power : 2.5Kw  
Glass thickness : 3-25mm  
Table size : 2200 × 2700mm  
Dia. of drilling holes : 3-200mm  
Overall dimension : 2200 × 2700 × 1700mm

**HUAYUAN TRADE PRIVATE LIMITED**  
Ahmedabad Branch : No.435/A, Khodal Estate ,Sanathal Circle, Ahmedabad, Gujarat  
Gurgaon Branch : Plot No.356, Sector-8, IMT Manesar, Gurugram, Haryana  
Hyderabad Branch : PLOT NO P/6/3/A, B/1, Road No 14, Industrial Area, Opp. Telanaga Foods, Nacharam, Hyderabad, Telangana  
Coimbatore Branch : S.F. NO.818/1A, Rajeev Gandhi Nagar, N.R. Kathir College Neelambur, Coimbatore Tamil Nadu  
Kolkata Branch : Vidhya Complex ,Naitya Road ,Basai ,Kanaipur ,Hooghly ,Kolkata ,West Bangal  
Bangalore Branch : SY NO. 58, B/H Tvc Showroom ,Begur Post ,Poduvillage Road, Bettadasanapura, Bengaluru, Bengaluru Urban, Karnataka  
Website : www.hyindia.com Email : admin@huayuan.in Ph : +91 9081250845 7900149698

Statement : HUAYUAN TRADE PRIVATE LIMITED reserved the right to change the appearance, structure, color, model and price about all equipments. If the above will be modified, please forgive us not to notify. The pictures in this manual may be different from the object, please make the object as the standard.



**PROFESSIONAL WINDOW-DOOR & GLASS MACHINERY SUPPLIER**  
INNOVATION · PARTICULARS · RESPONSIBILITY



**HUAYUAN TRADE PRIVATE LIMITED**

### LJZ2-500×4200-3-CNC CNC Double-head Cutting Saw for Aluminum & uPVC Profile

Used for cutting aluminum curtain wall and upvc profile at -45°, 90°, 45°; With CNC control system; Auto detect profile height & barcode printer & pneumatic support frame as optional.



Input voltage : 380V 50Hz  
Input power : 2 × 2.2Kw+0.75Kw  
Air pressure : 0.5-0.8MPa  
Air consumption : 60L/min  
Motor rotary speed : 2800r/min  
Cutting width : 160mm  
Cutting height : 170mm (90°) ; 115mm (45°)  
Cutting angle : -45° , 90° , 45°  
Saw blade specification : Φ500 × Φ30mm  
Cutting length : 360-4200mm (90°)  
Overall dimension : 5500 × 1750 × 1900mm

### LJZ2S-550×4200-CNC CNC Double-head Precision Cutting Saw for Aluminum & uPVC Profile

Used for cutting aluminum curtain wall and upvc profile at -45°, 90°; With CNC control system; Auto detect profile height & barcode printer & pneumatic support frame as optional.



Input voltage : 380V 50Hz  
Input power : 2 × 3Kw+0.75Kw  
Air pressure : 0.5-0.8MPa  
Air consumption : 100L/min  
Motor rotary speed : 2800r/min  
Cutting width : 190mm  
Cutting height : 210mm (90°) ; 140mm (45°)  
Cutting angle : -45° , 90°  
Saw blade specification : Φ550 × Φ30mm  
Cutting length : 380-4600mm (90°)  
Overall dimension : 6200 × 1800 × 1600mm

### LJZ2-450×3700S Double-head Cutting Saw for Aluminum & uPVC Profile

Used for cutting upvc & aluminum profile at 45° & 90° ; With protecting cover & digital display optional.



Input voltage : 380V 50Hz  
Input power : 2 × 1.5Kw+0.55Kw  
Air pressure : 0.5-0.8MPa  
Air consumption : 60L/min  
Motor rotary speed : 2800r/min  
Cutting width : 150mm  
Cutting height : 200mm (90°) ; 160mm (45°)  
Cutting angle : 45° , 90°  
Saw blade specification : Φ500 × Φ30mm  
Cutting length : 480-3700mm  
Overall dimension : 4500 × 1170 × 1400mm





### WFH-2-4MD-140 UPVC Window 2-head Seamless Welding Machine



WFH-2-4MD-140  
Input voltage: 220V 50Hz  
Input power: 2.5Kw  
Air pressure: 0.4-0.6MPa  
Air consumption: 150L/min  
Welding height: 20-140mm  
Welding range: 400-3500mm  
Overall dimension: 4300 × 1100 × 1700mm

WFH-4-5MD-140  
Input voltage: 220V 50Hz  
Input power: 4.5Kw  
Air pressure: 0.5-0.8MPa  
Air consumption: 260L/min  
Welding height: 20-140mm  
Welding range: 400-4500mm  
Overall dimension: 5300 × 1100 × 1700mm

### WFH-4-5MD-140 UPVC Window 4-head Seamless Welding Machine



### SHJ2Y-140x3500 UPVC Window 2-head Welding Machine



SHJ2Y-140x3500  
Input voltage: 220V 50Hz  
Input power: 2.5Kw  
Air pressure: 0.4-0.6MPa  
Air consumption: 100L/min  
Welding height: 30-140mm  
Welding width: 120mm  
Welding range: 400-3500mm  
Overall dimension: 4400 × 1100 × 1700mm

SHJ3Y-140x4500  
Input voltage: 220V 50Hz  
Input power: 3.5Kw  
Air pressure: 0.4-0.6MPa  
Air consumption: 150L/min  
Welding height: 30-140mm  
Welding width: 100mm  
Welding range: 400-4500mm  
Overall dimension: 4400 × 1100 × 1700mm

### SHJ3Y-140x4500 UPVC Window 4-head Welding Machine



### SHZ01-140 Single Head Welding Machine



Input voltage: 220V 50Hz  
Input power: 1.2Kw  
Air pressure: 0.5-0.8MPa  
Air consumption: 50L/min

Welding height: 30-140mm  
Welding width: 120mm  
Overall dimension: 500 × 900 × 1650mm

### WFH01-140 Single Head Seamless Welding Machine

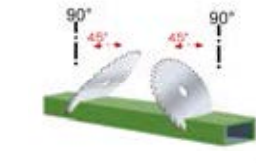


Input voltage: 220V 50Hz  
Input power: 1.5Kw  
Air pressure: 0.4-0.6MPa  
Air consumption: 50L/min

Welding height: 30-140mm  
Welding width: 120mm  
Overall dimension: 960 × 900 × 1460mm



### SJZ2-420x3500 Double-head cutting saw for UPVC Profile



Input voltage: 380V 50Hz  
Input power: 2 × 1.5Kw  
Air pressure: 0.5-0.8MPa  
Air consumption: 100L/min  
Motor rotary speed: 2800r/min  
Cutting width: 120mm  
Cutting angle: 45°, 90°  
Saw blade specification: Φ420 × Φ60mm  
Cutting length: 450-3500mm  
Overall dimension: 4000 × 1000 × 14500mm


### SVJ-60 UPVC Window V-notch Cutting Saw



Input voltage: 380V 50Hz  
Input power: 2 × 0.75Kw  
Motor rotary speed: 2800r/min  
Air pressure: 0.4-0.6MPa

Air consumption: 80L/min  
Depth cutting: 20-60mm  
Cutting width: 120mm  
Cutting length: 300-1600mm  
Overall dimension: 1300 × 700 × 1350mm

### SYJW-1800 Glazing Bead Saw for UPVC Profile



Input voltage: 380V 50Hz  
Input power: 2 × 0.75Kw  
Motor rotary speed: 2800r/min  
Air pressure: 0.5-0.8MPa

Air consumption: 20L/min  
Depth cutting: 29mm  
Cutting width: 120mm  
Cutting length: 320-1800mm  
Overall dimension: 1300 × 700 × 1350mm

### LZ3F-290x100 Copy-Router & Lock-hole Machine



Input voltage: 380V 50Hz  
Input power: 2.6Kw  
Air pressure: 0.6-0.8MPa  
Cutter diameter: Φ12mm  
Centers distance of the three-hole drilling head: 21.5mm

Cutter diameter: Φ5 Φ8mm  
Copy-routing range: 290 × 100mm  
Overall dimension: 1000 × 1130 × 1600mm

### LZ3FX-235x100 High Speed Lock Hole Drilling Machine



Input voltage: 380V 50Hz  
Input power: 3.3Kw  
Air pressure: 0.5-0.8MPa  
Cutter diameter: Φ5 Φ8mm  
Copy-routing range: 235 × 100mm

Centers distance of the three-hole drilling head: 21.5 × 21.5mm  
Overall dimension: 1000 × 1130 × 1500mm

### LXF-235x100 Single Head Copy Router



Input voltage: 380V 50Hz  
Input power: 1.1Kw  
Air pressure: 0.5-0.8MPa  
Cutter diameter: Φ5 Φ8mm

Copy-routing range: 270 × 100mm  
Overall dimension: 870 × 700 × 1500mm



### SKX-CNC-1200 CNC Milling Drilling Machine



Used for processing round holes, rectangle holes, lock holes and other special-shaped holes on aluminum alloy profiles.  
CNC control system.  
X axis processing length can customize (450mm;800mm;3000mm etc.)



Input voltage: 380V 50Hz  
Total power: 5Kw  
Spindle power: 3.5Kw  
Air pressure: 0.4-0.6MPa  
Air consumption: 100L/min  
Spindle rotation speed: 8000-18000r/min  
Travel (X,Y,Z axis): 1200 × 320 × 300mm  
Speed (X,Y,Z axis): 0-60m/min  
Working degree: -90°, 0°, 90°  
Degree: Auto overturn  
Working profile size: 100 × 120mm  
Overall dimension: 1740 × 1550 × 1700mm

### LWYJ-20T CNC Bending Machine



Can process different materials (aluminum, iron, stainless steel, copper etc.)  
Shapes are numerous (C-shaped, U-shaped, elliptical, full-circle, S-shaped and bread-shaped arcs, 3R-shaped etc.)  
Would need customized as per profile, Charge is Extra.



Input voltage: 380V 50Hz  
Input power: 5.2Kw  
Air pressure: 0.2MPa  
Min. radius of bending: 180mm  
Max. width of profile: 150mm  
Max. diameter of roller: 200mm  
Center dist. of fixed roller: 338mm  
Fixed roller diameter: 140mm  
Hydraulic pressure: 20T  
Roller spindle diameter: 65mm  
Rotation speed of shaft: 1-8r/min  
Positioning precision: 0.01mm  
Max. stroke of upper roller: 200mm  
Torque: 25000N·m  
Overall dimension: 1400 × 1500 × 1600mm

### SCX02 2-axis Water Slot Milling Machine



Input voltage: 220V 50Hz  
Input power: 2 × 0.38Kw  
Air pressure: 0.4-0.6MPa  
Air consumption: 15L/min  
Main-shaft revolution: 2500r/min

Drilling bits diameter: Φ5 Φ4mm  
Slot depth: 30mm  
Slot length: 30-60mm  
Overall dimension: 1925 × 750 × 1600mm

### SQJA-CNC-120 (3/5/6 Knives) UPVC Window CNC Corner Cleaning Machine



Input voltage: 380V 50Hz  
Input power: 1.5Kw  
Air pressure: 0.4-0.7MPa  
Air consumption: 80L/min  
Profile height: 20-150mm  
Profile width: 20-100mm

Milling cutter rotate speed: 2800r/min  
Drawing groove width: 3mm  
Drawing groove depth: 0.3mm  
Overall dimension: 1600 × 880 × 1650mm


### SYH01-1800 UPVC Profile Bending Machine



Input voltage: 380V 50Hz  
Input power: 8Kw  
Profile heating temperature: 90-130°C  
Circular arc diameter of machined profile: 500-1800mm  
Overall dimension: 4500 × 2800 × 800mm

### HN-CNC-4028 CNC Automatic Glass Cutting Line

Working table can be customized as per requirements  
Composed of auto glass loading machine, CNC glass cutting machine and air float glass breaking table, which can realize glass automatic loading, transmission, positioning, optimization, cutting and breaking function.



Min. glass loading size: 1500 × 1500mm  
Max. glass loading size: 4000 × 2800mm  
Glass cutting thickness: 3-19mm  
Working absorption depth: 700mm  
Conveying speed: 5-25m/min

Air pressure: 0.6-0.8MPa  
Working table height: 900mm  
Loading type: single side & double side as per requirements

### HN-3826 CNC All-in-one Glass Cutting Machine



Input voltage: 380V 50Hz  
Table height: 800 ± 30mm (can be adjusted)  
Air pressure: 0.6MPa  
Max. cutting size: 3660 × 2400mm  
Cutting thickness: 3-19mm  
Cutting acceleration: 26m/s²  
Cutter holder: The cutter head can be rotated 360 degrees (accurately cutting straight lines and special shapes)  
Overall dimension: 4700 × 3000 × 1600mm

### BX1600 Horizontal Hollow Glass Cleaning Machine



Input voltage: 380V 50Hz  
Total power: 7.5Kw  
Work speed: 1.2-5.0m/min  
Max. Glass size: 1600 × 2000mm

Min. Glass size: 400 × 400mm  
Glass thickness: 4-40mm  
Overall dimension: 2700 × 2100 × 1100mm

### BRY1600 Horizontal Hollow Glass Hot Press Machine



Input voltage: 380V 50Hz  
Total power: 16.37Kw  
Insulating glass thickness: 4-40mm  
Min. Glass size: 350 × 350mm

Max. Glass size: 1500 × 2000mm  
Work speed: 0-5.0m/min  
Overall dimension: 2750 × 1850 × 1350mm